

## 1000-2500MHz/50Watt/Module

Model Number: MCW1025M47A

The model MCW1025M47A is a multi-octave high power amplifier operating between 1000MHz and 2500MHz and offering a wide dynamic Range with 50Watts typical saturated power. The employment of gallium nitride(GaN) and chip-and-wire technology in manufacturing ensures this module state-of-the-art power performance with excellent power-to-volume ratio. It is ideal for multi octave broadband high power RF linear applications.

### FEATURES:

- Suitable for RF, L&S linear applications
- Small size and light weight
- Unconditional stability and ruggedness
- Built-in control, and protection circuits
- Class AB

### ELECTRICAL SPECIFICATIONS @ +28.0VDC, 25°C, 50Ω system

Parameter	Symbol	Min	Typ	Max	Units
Operating Frequency	BW	1000		2500	MHz
RF Output Power	Pout	50			Watt
Power Gain	Gp		47		dB
Power Gain Flatness	Δ Gp		±2		dB
Input Return Loss	S11			-10	dB
Harmonics @50W	H		-10		dBc
Spurious Signals	Spur		-60		dBc
Switching Speed	TON/OFF		2	5	μS
In/Output Impedance	Impedance		50		Ω
Operating Voltage	VDC	24	28	32	Volt
Power add efficiency	Eff		30		%
Current Consumption @ POUT = 50W	IDD		7		Amp

### MECHANICAL SPECIFICATIONS

Parameter	Value	Units	Notes
Dimensions	160x90x25 [6.3x3.54x0.98]	mm [inch]	Maximum
Weight	1.0[2.2]	kg [lbs]	Maximum
RF Connectors Input	SMA, Female		
RF Connectors Output	SMA, Female		
DC Interface Connector	D-Sub 9-Pin, Male		
Cooling	External Heatsink Required (Not Supplied)		

### ENVIRONMENTAL CHARACTERISTICS (Design to Meet)

Parameter	Minimum	Typical	Maximum	Units	Notes
Operating Temperature	-20		60	°C	
Non-operating Temperature	-25		65	°C	Storage
Relative Humidity (non-condensing)			95	%	

### Absolute Maximum Rating

Input RF drive level without damage	+10 dBm (Max)
Load VSWR @ POUT =50W	∞ @ all load phase & amplitude for duration of 1 minutes; 3:1 @ all load phase & amplitude continuous

\*Chengdu Microwave Technology Co., Ltd\*

>>1st Floor, Building 3#, Huidu Science Park, No.5 Xixin Avenue, High-tech West District, Chengdu, China 611731

>>Tel: +86(28)87872669\*0

>>Fax: +86(28)87882925

>>Mobile/WhatsApp: +86-181 8078 9271

>>E-mail: [info@cdmicrowave.com](mailto:info@cdmicrowave.com)

>>[www.cdmicrowave.com](http://www.cdmicrowave.com)



Broadband High Power Amplifier Module (SSPA)

REV.2.0\_2026.03.31

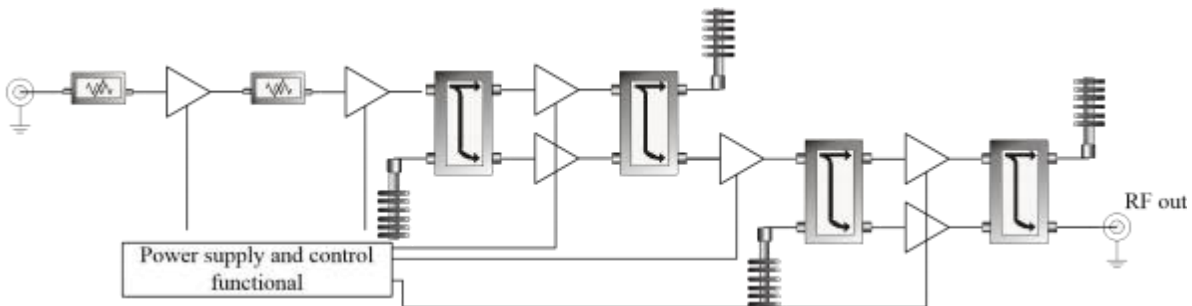
1000-2500MHz/50Watt/Module

Model Number: MCW1025M47A

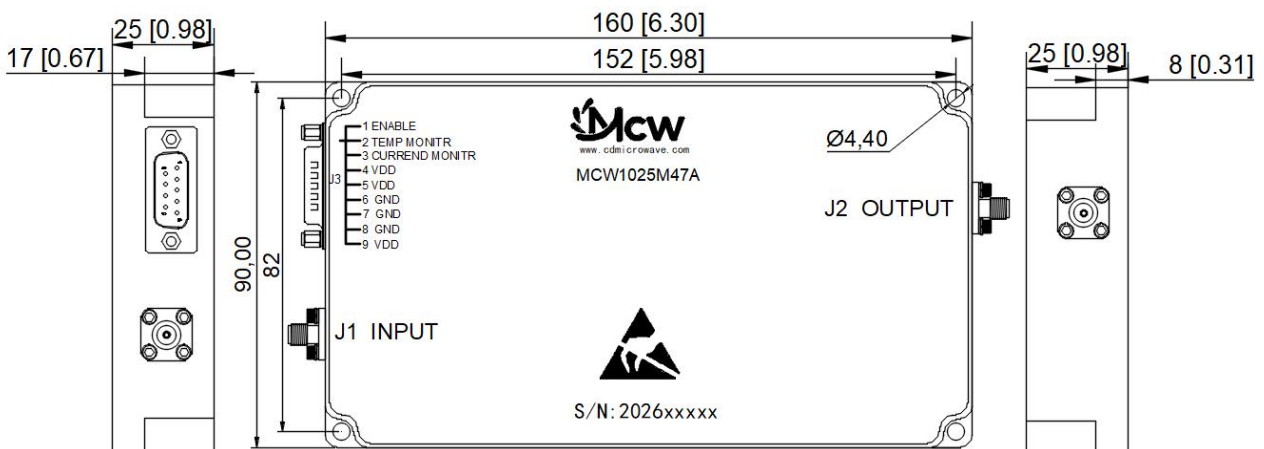
DC INTERFACE CONNECTOR

Pin #	Description	Specifications
1	ENABLE	Amplifier ENABLE: TTL Logic High (3.3V) (Internally Pulled-Low)
2	TEMP MONTR	Analog voltage relative to Module's Temperature @ 10 mV/°C
3	CURRENT MONTR	Analog voltage relative to IDD @ 100 mV per Ampere
4	VDD	28VDC
5	VDD	28VDC
6	GND	Ground
7	GND	Ground
8	GND	Ground
9	VDD	28VDC

Functional Diagram



OUTLINE DRAWING (All dimensions in mm[inch])

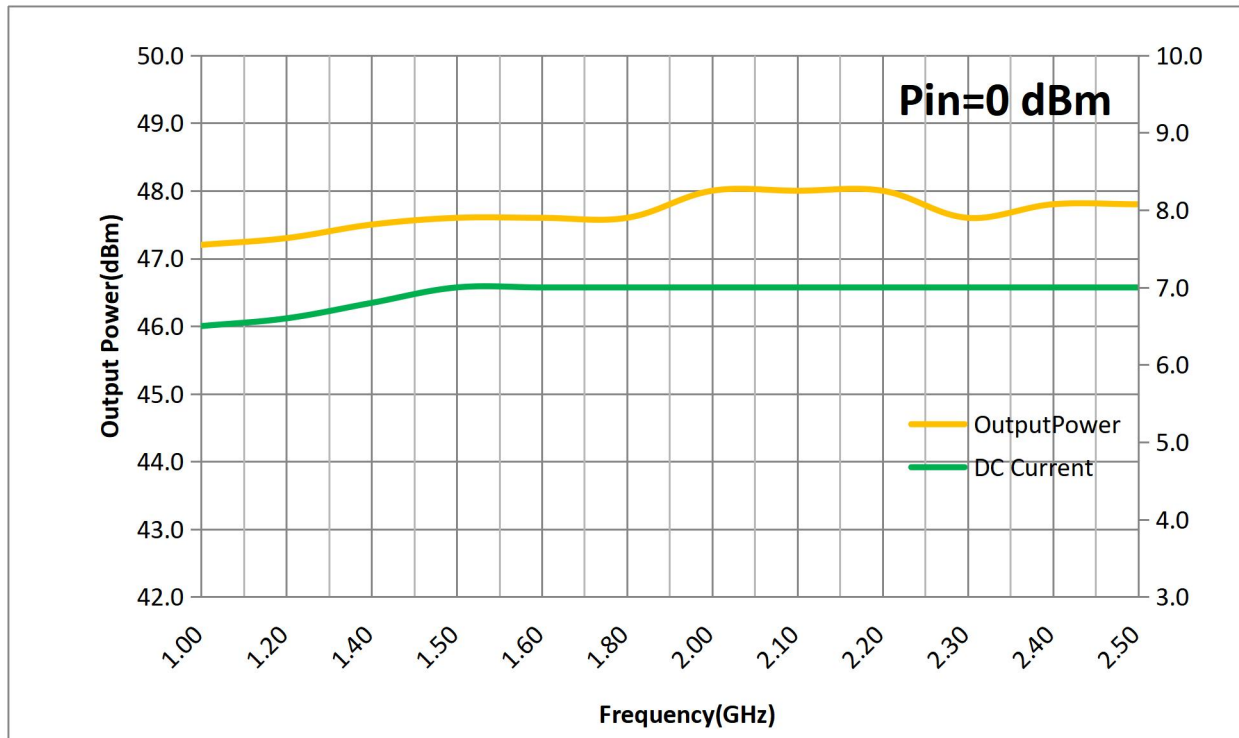




1000-2500MHz/50Watt/Module

Model Number: MCW1025M47A

TYPICAL PERFORMANCE PLOTS (for reference onl)



**Important Note:**

1. Adequate heatsink required.
2. This product will be developed upon contract/order. All the above specs are for reference only. Actual product may be different. Please check with Chengdu Microwave Technology Co., Ltd sales team or E-mail to [info@cdmicrowave.com](mailto:info@cdmicrowave.com) if you have any more questions.